



LOVE MY SKIN



EYE BEAUTY WAND
VIBRATING, RADIO FREQUENCY
AND LED

LMSEBW

Introduction

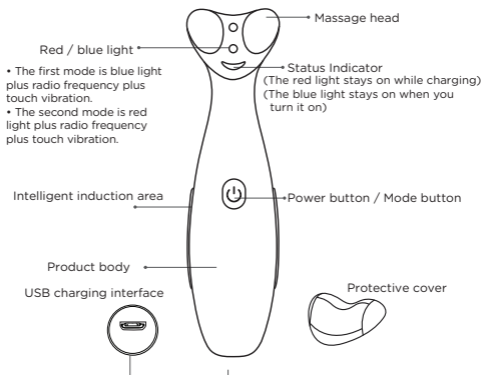
Thank you for choosing this Love My Skin Eye Beauty Wand to achieve a more radiant and flawless eye area. This device helps you look and feel wide awake to face the day, targeting lines and dark circles around your eyes.

Please read the instructions before you turn on this device.

Product Specification

Name:	EYE BEAUTY WAND
Model:	LMSEBW
Device size:	142*40*30mm
Input voltage:	DC 5V
Power:	≤10W
Frequency:	12000 rpm
Weight: 70g	70g
Charging time:	About 3 hours
Packing size:	18*8.5*5.8 cm

Product Functions



Long press the power button 2S to turn on/off.

Mode 1: Blue light + Radio Frequency + touch vibration.

Mode 2: Red light + Radio Frequency + touch vibration.

Mode 3: Radio Frequency + long vibration.

Quick press the power button to switch the mode.

The device vibrates when the massage head and the electroplating induction areas on both sides simultaneously touches the face with a vibration of around 12000 rpm.

Key Features

1. Once powered, the intelligent induction starts and vibrates at the touch of a button.
2. This device integrates radio frequency heat + high frequency vibration + phototherapy, and is used in conjunction with your favourite skin care products. It has powerful skin effects, helping to make the skin more radiant and smooth.
3. The Eye Beauty Wand works over 12,000 high-frequency massage vibrations per minute, helping activate dermal fibroblasts, collagen, and skin elasticity.
4. The left and right massage heads contact the skin at the same time, and the radio frequency energy is released to the dermal layer of the skin, which promotes active cell movement, produces more collagen, eliminates eye wrinkles, and makes the skin firm and smooth.
5. Do not use this product while charging. The red light will be on when charging, and the blue light will be on when fully charged.
6. Once the battery is low, the red light will continue to flash rapidly, please recharge the device.
7. In order for this product to work, it needs to be in contact with the skin and can intelligently detect when it has not been used for two minutes, it will then automatically turn off.
8. The wavelengths of blue and red light can penetrate into the facial muscles effectively, and daily use can help to enhance skin elasticity and lighten the melanin around the eyes.

Warranty

One-year warranty is provided on this device from the original date of purchase, warranty is valid when product is used according to the instructions.

The warranty covers working parts that affect the function and does not cover cosmetic deterioration caused by wear and tear or any damage caused by accident, misuse or neglect.

Any attempt to disassemble this device will void the warranty.

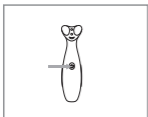
If you discover a defect and notify us during the warranty period, we will, at our discretion, replace the device.

Claims under warranty must return the faulty device with proof of receipt within the warranty period.

How To Use



1. Take an appropriate amount of skin care product and apply it around the eye area.



2. Press and hold for 3 seconds to turn on the device. Quick press to switch between the red light, blue light, vibration modes.



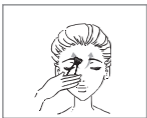
3. The device uses touch sensor technology that works when pressed against the skin and when using the red and blue light modes.



4. To turn the device off, press and hold the power button for 3 seconds. Clean the massage head with a damp cloth or paper towel, then fit the protective cover.



Eye Care: Slowly move the massage head around the under eye area, to firm and lift, deeply nourish, and quickly relieve skin fatigue around your eyes for a for a more wide awake look and feel.



Forehead care: Massage upwards from the eyebrow to the hairline. The 12,000 vibrations per minute will help to activate the skin cell tissue, wake up the eyebrow area and smooth the forehead.



Facial treatment: Massage the head repeatedly from the nose to the temples from bottom to top or from the chin to the temples and earlobe. Repeated massage can promote blood circulation and break down excess fat cells on the face, massage is used to achieve lifting and tightening results.



Mouth corner care: You can use this device to massage the contour of the lip line in an upward direction to lift, tighten and manipulate the lip line for an enhanced smile.



Neck care: You can use this device to repeatedly massage the neck area, to smooth and firm the neck, encouraging absorbency of your beauty products, for a more youthful neck.

Warnings

1. Before using this product for facial/eye beauty treatment, please test on the wrist area.
2. Do not wash with water. Please turn off the power and wait for the product to cool before cleaning. Wipe with a damp cloth.
3. Close the protective cover after use.
4. This product is not waterproof, please do not immerse this product in water or let the water enter the machine, otherwise it will damage the product and cause electrical harm.
5. Please place the product in a ventilated and dry place, avoid direct sunlight, and do not touch corrosive objects.
6. This product uses a 5V USB to charge, and it takes about three hours to fully charge.
7. During the use of this product, please continuously move the massage head around, do not leave in the same location for too long, as it could cause burns to the skin.
8. Do not attempt to disassemble this product, If the product has any faults or cannot be operated normally, please discontinue use and return to retailer.
9. This product is for adult use only. Keep out of reach of children.

Warnings

10. Stop using it immediately if the device overheats, to avoid skin damage or fire.
11. Take care not to drop or bang the device.
12. If the charging power cord is damaged, do not use.
13. Do not use if you have any health concerns, or are pregnant.
14. Do not use if you have any skin sensitivity, irritation or sunburn.
15. Do not use if you have any sensitivity to light.
16. Discontinue use if any irritation occurs.

Tips:

When the massage head just touches the skin, you will feel a slight electro-acupuncture sensation, which is normal.

Please apply a moisturising skin care product in conjunction with the massage therapy that this device provides to achieve the best effects of this skin care treatment.

Please feel free to contact us at:



+44 (0) 1483 937967



hello@love-my-skin.co.uk



Love My Skin (Kinetik Medical Devices)

Unit 3, Perrywood Business Park

Honeycrook Lane, Salfords Redhill

RH1 5DZ. UK



LOVE MY SKIN



Symbol for "Manufacture Date".



Symbol for "Environment Protection" – Waste electrical products should not be disposed of with household waste. Please recycle where facilities exist. Check with your local Authority or retailer for recycling advice.



Symbol for "Complies with EU requirements".



Symbol for "Complies with UK requirements".



Symbol for compliance within the "Federal Communications Commission".



Symbol for "The United States Food and Drug Administration".



Symbol for "Restriction of Hazardous Substances".



Model Reference.



Follow this instruction manual for your safety.