

**SKYN CARE.co**

**MINI SONIC SILICONE  
FACIAL CLEANSER**  
INSTRUCTION MANUAL



LMSFC5P  
LMSSC5L

# PRODUCT INFORMATION

---

## 1. Basic Information

Product Name: Mini Sonic Silicone Facial Cleanser

Product Model: c FLF 9 23

Size: 134mm\*35mm\*30mm

Net Weight: 40g (without battery)

Rated Voltage: 1.5V

Rated current: <400mA

Battery, Alkaline battery

Standard: GB4706.1-2005

GB4706.10 - 200B

## 2. Features

Functions: Smooth wrinkles/Essence Import, Sharp face, Facial cleanlines Manipulation, Vibration

Massage Region: Face, neck, back and other soft parts of the body

Special Functions: Portable, waterproof, vibration function

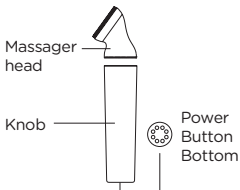
Control mode: Button control

# PRODUCT STRUCTURE

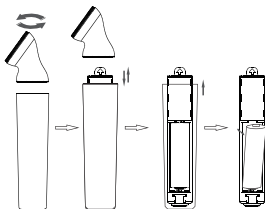
---

## 1. Components illustrating

## 2. Button illustrating



## 3. Battery installation /disassemble diagram

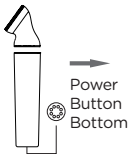


# HOW TO USE IT

---

## 1. Product

power button



## 2. Instruction



## 3. Operation guide

Please install the battery for the first time usage. After the battery loaded into the product, then you can start using the product by following operation instruction.

- 3.1. Press the button for the first time, the product power on and switch into the first vibration mode with obvious vibration.
- 3.2. Press the button for the second time, the product switch into the second vibration mode with mid-range vibration intensity.
- 3.3. Press the button for the third time, the product switch into the third vibration mode with maximum vibration intensity.
- 3.4. Press the button for the fourth time, the product switch into the fourth vibration mode and vibrate

from weak to strong intensity.

- 3.5. Press the button for the fifth time, the product switch into the fifth vibration mode with flash vibration (twice short and once long vibration).
- 3.6. Press the button for the sixth time, the product switch into the sixth vibration mode with flash vibration.
- 3.7. Press the button for the seventh time, the product switch into the seventh vibration mode with fast and frequent flash vibration.
- 3.8. Press the button for the eighth time, the product power off.
- 3.9. When the device in the any of the above modes, long press to power off the product.

## **CLEANING AND MAINTENANCE**

---

### **1. Cleaning**

- 1.1. It is a waterproof device, you can use cleaning fluid and water to clean it.
- 1.2. Please use damp cloth or neutral detergent to clean the product and wipe dry afterwards.
- 1.3. Don't use sharp brush, sharp tool, gasoline and diesel to clean it.

## **2. Maintenance**

- 2.1 When not using the product, please put it into a box and keep in a safe, dry and cool place.
- 2.2 Don't put it in any place with high temperature, near fire or direct sunlight, it may fade or be damaged.
- 2.3 Don't contact benzene, diluent or any other corrosive liquid.
- 2.4 Please remove and store the battery when you are not using the product.

Any battery leakage that occurs may cause product damage.

## **NOTES**

---

For safety, please read carefully the following instructions before using.

1. Please use this device as the user's manual guides.
2. Don't use parts that offered by non-manufacturers, only for personal and non-professionals usage.
3. To avoid damage, please keep the product away from the hot object.
4. Stop using when the product damaged or for other reason. Unable

to work properly. Should be returned to service centre for inspection and repair.

5. Do not let children use or direct contact with this product without adult supervision.
6. Those mobility or perceptual retardation, please use this product under guardianship.
7. This product does not meet any medical purposes, only for personal and non-professionals usage.
8. If you have the following situation, please consult a doctor before using the product.
  - a) Pacemakers and other implanted medical electronic equipment
  - b) Suffering from thrombosis or blood circulation disorders
  - c) Suffering from skin allergies or skin infections
9. Continuous prolonged use may lead to overheating and shorten product life. Stop use if it is overheating, waiting for the product to be cool before operation.

# TROUBLE-SHOOTING

---

Trouble	Reasons/ Treatment
Can't start the massager	Battery low/ Please replace the battery before usage
The product automatically stops when working	Battery has run out /Please replace the battery before usage
Product buzzing when working	Normal sound emitted by the running motor, no need to deal with

**Note:** If the problem still exists, do not continue to use, contact service center  
Do not disassemble and repair the product by yourself.

 Model Reference



Manufacture Date



Complies with EU requirements



"Environment Protection" - Waste electrical products should not be disposed of with household waste. Please recycle where facilities exist. Check with your local Authority or retailer for recycling advice.

Unit 3 Perrywood Business Park  
Honeycrook Lane, Redhill, RH1 5DZ UK

+44(0)1483 937967

[www.skyncare.co](http://www.skyncare.co)

Made in China