

APPROVED

By Paul Aylett at 3:58 pm, Jul 16, 2012

User Manual



LOVE MY SKIN

ANTI-AGEING COMPACT



6 LIGHTS



Contents

Introduction	2
Parts	3
General Warnings and Safety	4
Using the Love My Skin Anti Ageing Pen 6	5 - 6
Battery information	7
Specification	8
Troubleshooting	9
Frequently Asked Questions	10 - 15
Maintenance and Cautions	16
Cleaning	16
Warranty	17
Explanation of Symbols on Unit	18

Introduction

Thank you for purchasing the Love My Skin Anti Ageing Pen 6, a revolution in reducing fine lines and wrinkles.

Love My Skin Anti Ageing Pen 6 uses scientifically proven technology to help reduce fine lines and wrinkles through the Active Cell Regeneration of red light which stimulates collagen, making the skin look and feel smoother, more toned and visibly younger.

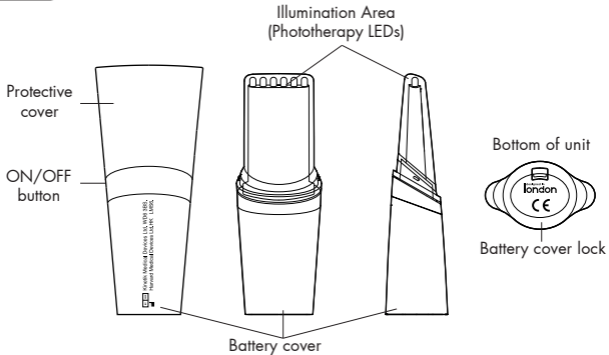
Use it only three times a day for 1 minute to start seeing results.

IMPORTANT: PLEASE KEEP THIS USER MANUAL FOR FUTURE REFERENCE



Tested and approved by THOR.
THOR products are used by therapists
to British Olympic Teams.

Parts



General Warnings and Safety

Notice:

- This is not a toy, do not look directly into the LEDs, even when using optical protection (for example sunglasses)
- Do not use if your eyes are sensitive – anyone with (or suspected of having) photosensitive epilepsy should consult a healthcare professional before use

Warnings:

- Children under 12 years of age must be supervised by an adult when using this product
- Not suitable for people with pacemakers or other implanted medical devices
- Avoid using the device in the vicinity of flammable or anaesthetic gases
- Do not use the device if you are connected to, or in the vicinity of high-frequency surgical or industrial equipment
- Do not use the device in the direct vicinity of short-wave or microwave equipment
- Do not shine directly into the eyes of other people or animals
- Do not use when pregnant or breast feeding

Using the Love My Skin Anti Ageing Pen 6

1. Ensure that the area to be treated is cleaned before use.
2. Remove the protective cover and press and hold the ON/OFF button for 2 seconds to turn the unit on. The unit will emit a beep while in use, showing that the device is working properly.
3. Gently place the illumination area on to the skin (for the most effective results, the illumination area must touch the skin at all times). Keep the illumination area in place until the 1 minute treatment cycle has ended.
4. Once the treatment cycle has ended, the unit will automatically switch off. Clean the illumination area with an alcohol wipe and replace the protective cover. Do not immerse the unit in water.



For best results, do not exceed 1 treatment cycle in the same area in any 1 hour period. If you have multiple areas to treat, treat each area for 1 minute then move to the next affected area.

Using the Love My Skin Anti Ageing Pen 6

Love My Skin Anti Ageing Pen 6 is a personal treatment device.

Treatment Time and Intervals

One treatment cycle lasts for approximately 1 minute. The unit will automatically turn off after the treatment cycle is over. If you need to turn the unit off during treatment, press and hold the ON/OFF button.

Additional treatment cycles may be permitted and indeed will be beneficial, provided you do not exceed 1 treatment cycle, in the same area, in any 1 hour. Continue daily treatment as needed.

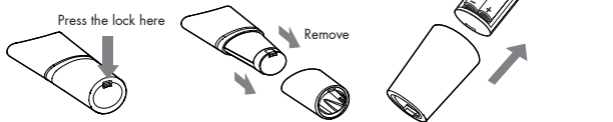
NOTE: If you feel any discomfort or pain at any time during treatment, turn the unit off and stop using immediately. Consult your relevant healthcare professional for advice.

THE ILLUMINATION AREA SHOULD BE CLEANED CORRECTLY BEFORE AND AFTER USE

Battery Information

Inserting the batteries into the unit

1. Press the battery cover lock and remove the battery cover.
2. Insert 2 x AAA batteries (included) observing the correct polarity as shown on the inside of the battery compartment.
3. Replace the battery cover.



- Dispose of batteries safely according to the battery manufacturer's instructions
- Remove the batteries if the product will not be used for a long period of time
- Do not mix old and new batteries or different types of batteries
- **WARNING:** If batteries leak and come into contact with the skin or eyes, wash immediately with copious amounts of water
- Keep batteries away from infants and young children

Specifications

Model Number:	LMS6
Product Name:	Pen 6
Technology of Treatment:	Single wavelength phototherapy
Red Wavelength:	630 nm \pm 20nm
Operating Time:	1 minute \pm 10s
Operating Temperature / Humidity:	10°C ~ 40°C (50°F ~ 104°F) / 20% ~ 85% RH
Storage and Transport Temperature/ Humidity:	-5°C ~ 50°C (-23°F ~ 122°F) / less than 85%
Battery:	2 x AAA batteries (included)
Life of Battery:	Approx 50 treatments (1 min each time)
Size:	Approx Dia 34.5mm x L 120.7mm
Weight:	Approx 43g (without batteries)

Troubleshooting

Problems	Cause	Solution
Can not turn on the device	<ul style="list-style-type: none">• Batteries are not installed or are low on power	<ul style="list-style-type: none">• Install/change the batteries as necessary
	<ul style="list-style-type: none">• Batteries are not installed correctly	<ul style="list-style-type: none">• Check batteries are inserted correctly• Re-insert batteries observing the correct polarity
	<ul style="list-style-type: none">• Did not press the ON/OFF button for 2 seconds	<ul style="list-style-type: none">• Press the ON/OFF button for 2 seconds again
Hear a rapid beeping sound	<ul style="list-style-type: none">• Low battery	<ul style="list-style-type: none">• Replace with new batteries

Frequently Asked Questions

Q. What are Love My Skin Anti Ageing Pens?

A. They are part of an innovative luxury skincare range that uses Red Light Therapy (RLT), a natural and safe skin treatment proven to reduce fine lines and wrinkles.

Q. Do Love My Skin Anti Ageing Pens just use a coloured red light?

A. No – Love My Skin Anti Ageing Pens use a very specific light wavelength combined with a proven power level and treatment time. This ensures delivery of the optimum level of light (Joules/cm²) to the skin, proven to improve our skins natural healing abilities.

Q. What is Red Light Therapy?

A. Red Light Therapy (RLT) is the application of red light to the skin, originally developed for NASA. It is a safe, natural wavelength used in many skin treatments.

Frequently Asked Questions

Q. Are Love My Skin Anti Ageing Pens safe to use?

A. Yes –in numerous RLT clinical studies conducted over many decades there is no evidence of any side-effects. Love My Skin Anti Ageing Pens use a natural and gentle wavelength found naturally in sunlight. The red light should not be confused with UV light and therefore is harmless to the skin. (Certain restrictions apply, see instruction sheet for more details)

Q. Is there any heat produced?

A. Virtually none.

Q. Does the treatment hurt?

A. No it's totally pain free.

Frequently Asked Questions

Q. Why should I trust Love My Skin Anti Ageing Pens?

A. Love My Skin Anti Ageing Pens are produced by a trading division of Harvard Medical Devices, the UK's leading supplier of red light therapy products and electrical home health devices with over 2 million units sold in the UK. Love My Skin Anti Ageing Pens have been developed according to the specifications and standards set by Thor, one of the world's leading experts in Red Light Therapy –and a supplier of Red Light Therapy products to therapists to British Olympic teams, British Armed Forces, Hospitals and Premier League Footballers.

Q. How long should it take to see any visible reduction in fine lines and wrinkles?

A. Love My Skin Anti Ageing Pens start working from the first treatment. They increase the body's natural healing process to stimulate collagen, making the skin look and feel smoother, more tone and visually younger. Users of Love My Skin Anti Ageing Pens start to see the effects in the first week.

Q. How is the Love My Skin Anti Ageing Pen 6 operated?

A. The lights are activated by pressing the ON/OFF button; hold the Love My Skin Anti Ageing Pen directly onto the treatment area for 1 minute 3 times a day. The Love My Skin Anti Ageing Pen 6 has a timer that switches off after 1 minute.

Frequently Asked Questions

Q. Why are there 2 sizes of Love My Skin Anti-Ageing?

A. The range of sizes of Love My Skin Anti-Ageing are for application to different coverage needs and storage. Love My Skin 6 pen has been developed for the use around eyes and nose Discrete and portable it can be carried in your pocket or bag. Love My Skin Anti Ageing Compact 32 covers larger areas of skin, such as the forehead, cheeks and neck areas. Keep it on your dressing table and use as part of your daily skincare routine.

Q. . What are the advantages of Love My Skin Anti-Ageing products over other more conventional methods?

A. Love My Skin Anti Ageing products are a natural safe and easy method of treating fine lines and wrinkles effectively. You only need to use them for 1 minute 3 times a day. They won't dry out your skin or clog pores and they can be used on all skin types. They are fully portable, have no side effects and due to their cosmetic looking form they are a discrete and stylish way to treat fine lines and wrinkles wherever you are.

Q. Are there any age related or other restrictions?

A. Love My Skin Anti Ageing products are suitable for all ages. As with any light emitting product it is advisable for people with photosensitive epilepsy to consult their doctor before use. See instruction booklet for full details.

Frequently Asked Questions

Q. How often should I use Love My Skin Anti Ageing Pens?

A. 1 minute, 3 times a day.

Q. Are there any risks from over-use?

A. No - there is no evidence of any side effects from over-use but recommended treatments times should be followed for optimum results.

Q. Can I damage my eyes from looking into the lights?

A. The lights are LEDs not lasers - so they are totally safe - however it's advisable to avoid looking into any bright light.

Q. How does Red Light Therapy help my skin?

A. When cells are stressed Nitric Oxide levels increase which inhibits the cell's energy manufacturing process affecting the skin's natural ability to heal itself. The primary effect of the RLT in Love My Skin Anti Ageing Pens is to penetrate the skin cells to force out Nitric Oxide and stimulate anti-oxidants. This has been shown to reduce cellular stress and increase cellular energy (ATP) leading to improved healing and repair of the skin.

Frequently Asked Questions

Q. How long do the lights last?

A. The LEDs in Love My Skin Anti Ageing Pens have a guaranteed life of 5 years. In the event of a failure we would be happy to replace the lights.

Q. Do Love My Skin Anti Ageing Pens run off the mains or from batteries?

A. They are battery operated and therefore fully portable.

Q. How many treatments can be made from a set of batteries?

A. Approximately 50 x 1 minute treatments (based on using readily available alkaline batteries).

Maintenance and Cautions

- 1) Do not drop the device or subject it to strong impact.
- 2) Batteries should be removed when the device is not used for long periods of time.
- 3) This product is for personal treatment. Do not share with other people.

Cleaning

- 1) To clean the unit, use soft dry cloth or alcohol wipe to clean the surface.
- 2) This product is not waterproof.
- 3) Do not clean with any liquid cleaner. To clean the unit, use a soft dry cloth or alcohol wipe to clean the surface. Do not allow any liquid to enter the main unit.
- 4) Do not use abrasive cleaners.

Warranty

This product is guaranteed for a period of one year from the date of purchase against mechanical and electrical manufacturing defects. There are no user serviceable parts inside the Love My Skin Anti Ageing Pen 6. Any attempted repairs by unauthorised persons invalidates the warranty. This does not affect your statutory rights.

Explanation of Symbols on Unit



Symbol for "Environment Protection" – Waste electrical products should not be disposed of with household waste. Please recycle where facilities exist. Check with your local Authority or retailer for recycling advice.



Symbol for "Manufacturer".




This product complies with BS EN 62471 requirements.



Symbol for "European Representative".



Harvard Medical Devices Ltd.
Unit 1301-2, 13th Floor, Railway Plaza,
39 Chatham Road South, Tsimshatsui,
Kowloon, Hong Kong.

 Kinetik Medical Devices Ltd.
Harvard House, The Waterfront, Elstree Road,
Elstree, Herts WD6 3BS, UK

Made in P.R.C.

www.lmsspotlights.com



Last revised: 16/07/2012